



# HARRIS COUNTY

## BUDGET MANAGEMENT DEPARTMENT

(713) 274-1100  
1001 Preston St. #500 Houston TX 77002  
<http://budget.harriscountytx.gov/>

Date: November 12, 2020

Re: Third Quarter of Fiscal Year 2020 Investment Report

The Harris County-Houston Sports Authority in conjunction with the Harris County Budget Management Department has prepared the Investment Report covering the Third Quarter of Fiscal Year 2020 (July through September).

This report is presented in accordance with the Texas Government Code - Public Funds Investment Act, Section 2256.023. The department certifies that to the best of our knowledge the Harris County-Houston Sports Authority is in compliance with the provisions of Government Code 2256 and with the stated policy and strategies of the Sports Authority.

  
\_\_\_\_\_  
Tom Waggoner, Controller  
Harris County-Houston Sports Authority

  
\_\_\_\_\_  
Phil Ochoa, Director of Finance & Treasury  
Harris County-Houston Sports Authority

  
\_\_\_\_\_  
Amy Perez, Director, Financial Management  
Harris County Budget Management Department

  
\_\_\_\_\_  
Diana Elizondo, Investment Manager  
Harris County Budget Management Department

  
\_\_\_\_\_  
Mark LaRue, Financial Analyst  
Harris County Budget Management Department

**HARRIS COUNTY-HOUSTON SPORTS AUTHORITY  
INVESTMENT REPORT**

**Fiscal Year 2020**

**July through September**

**Third Quarter**



**Prepared By:**

**Harris County Budget Management Department**

**Financial Management Section**

## TABLE OF CONTENTS

---

**SECTION I:** Portfolio Sector & Maturity Characteristics

**SECTION II:** Performance vs. Benchmark

**SECTION III:** Management Report Summary

**SECTION IV:** Current Portfolio Holdings as of September 30, 2020

**SECTION V:** Current Balances & Portfolio Earnings

**SECTION I**

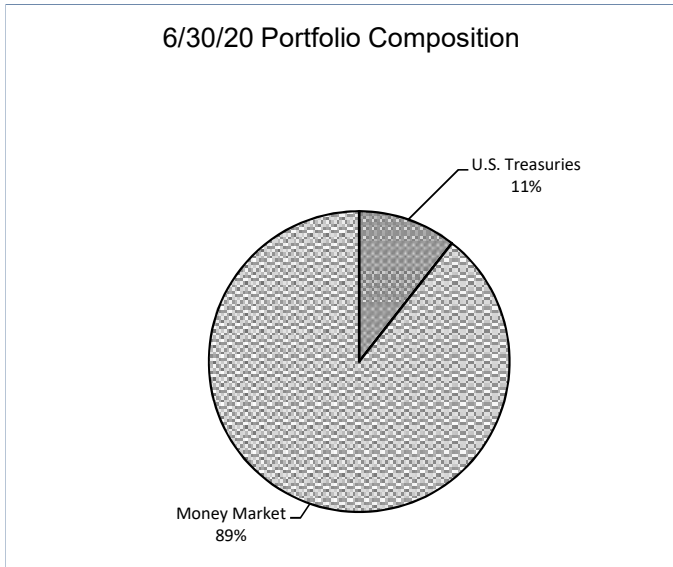
**PORTFOLIO SECTOR & MATURITY CHARACTERISTICS**

# Harris County-Houston Sports Authority Investment Report

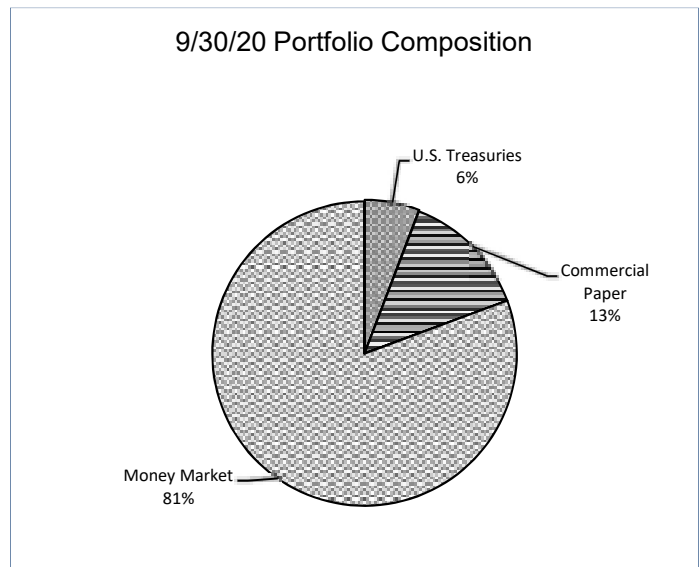
Fiscal Year 2020  
 July through September  
 Third Quarter

Portfolio interest earned and/or accrued for this quarter, excluding MMF/DDA interest:

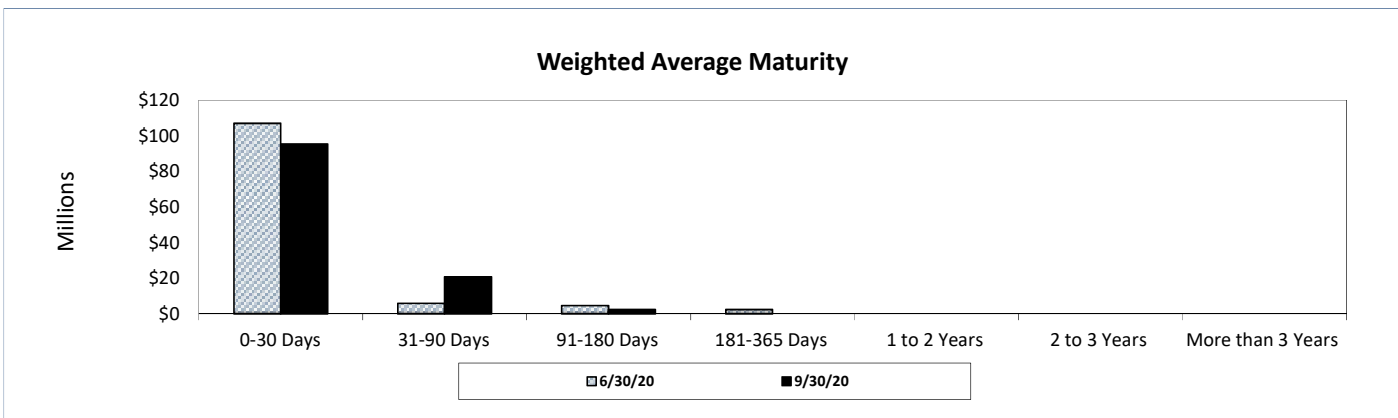
\$ 63,171.61



Total Par Value of Portfolio: \$ 119,606,343.41



Total Par Value of Portfolio: \$ 118,226,878.26



Portfolio's effective weighted average maturity for this period (in days):

12

**SECTION II**

**PERFORMANCE VS. BENCHMARK**

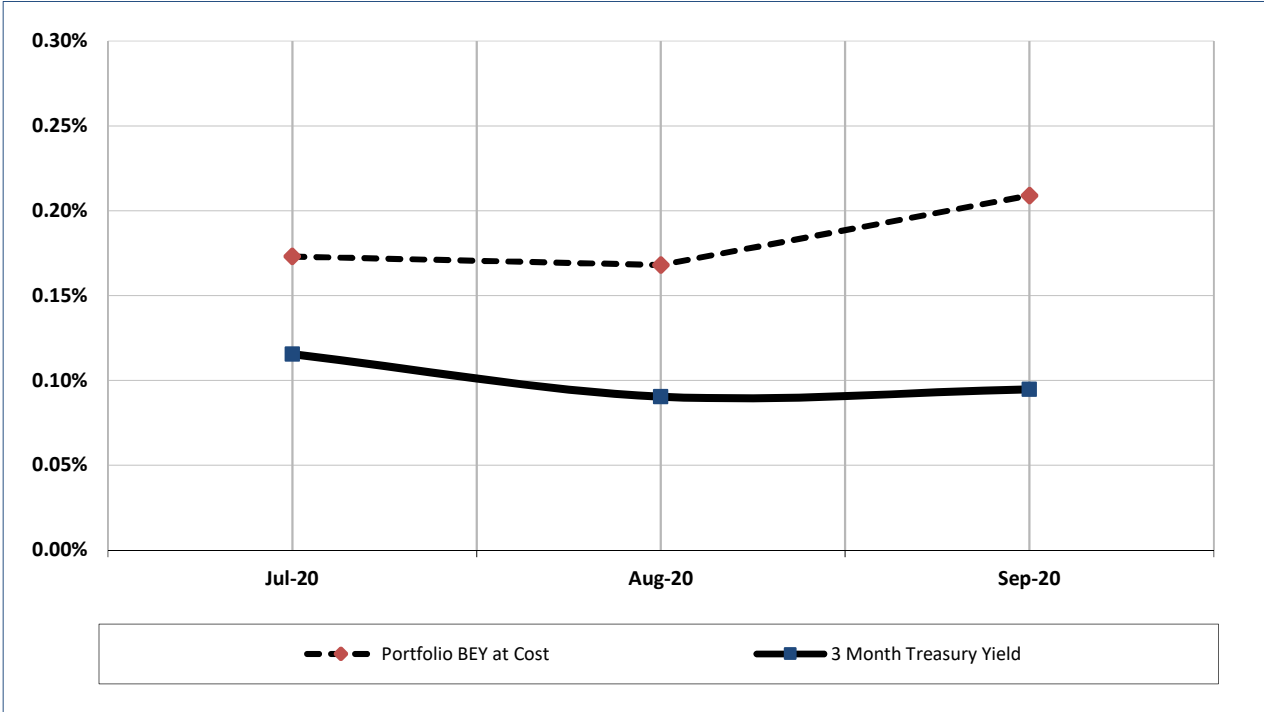
# Harris County-Houston Sports Authority Investment Report

Fiscal Year 2020

July through September

Third Quarter

## 3 Month Constant Maturity UST Yield vs Monthly Portfolio Yield



The book value of the portfolio as of June 30, 2020 was \$119,582,916 and the book value as of September 30, 2020 was \$118,212,509.

The market value of the portfolio as of June 30, 2020 was \$119,660,518 and the market value as of September 30, 2020 was \$118,245,846.

The weighted average bond equivalent yield at cost for this quarter was 0.18% while the quarterly average for the benchmark 3 month constant maturity Treasury was 0.10%. This resulted in the portfolio exceeding the benchmark by 8 basis points.

**SECTION III**

**MANAGEMENT REPORT SUMMARY**



SPORTS AUTHORITY

	<i>U.S. Treasuries</i>	<i>Federal Agencies</i>	<i>Tax Exempt Municipals</i>	<i>Taxable Municipals</i>	<i>Commrc'l Paper</i>	<i>Time Deposits</i>	<i>Repos</i>	<i>Loans</i>	<i>DDA</i>	<i>MMF</i>	<i>TE MMF</i>	<i>Total</i>
PAR VALUE (\$000)	6,873	0	0	0	16,000	0	0	0	0	95,354	0	118,227
ACCOUNTING BOOK VALUE	6,862	0	0	0	15,997	0	0	0	0	95,354	0	118,213
MARKET VALUE	6,894	0	0	0	15,998	0	0	0	0	95,354	0	118,246
VARIANCE	32	0	0	0	1	0	0	0	0	0	0	33
PORTFOLIO WTD AVGS:												
Maturity (days)	82				37					1		11
Effctv Maty (days)	82				37					1		11
Pcnt Of Total PAR:	5.813	0.000	0.000	0.000	13.533	0.000	0.000	0.000	0.000	80.653	0.000	100.000
BEY @ Cost	2.098				0.203					0.074		0.209
BEY @ Mkt	0.140				0.109					0.063		0.074
# of Securities	3	0	0	0	2	0	0	0	0	12	0	17
Maturity Distribution:												
Par Amt Maty/Avg Life												
Less than 1 month	0	0	0	0	0	0	0	0	0	95,354	0	95,354
1 to 3 months	4,600	0	0	0	16,000	0	0	0	0	0	0	20,600
3 to 6 months	2,273	0	0	0	0	0	0	0	0	0	0	2,273
6 to 12 months	0	0	0	0	0	0	0	0	0	0	0	0
1 to 2 years	0	0	0	0	0	0	0	0	0	0	0	0
2 to 3 years	0	0	0	0	0	0	0	0	0	0	0	0
More than 3 years	0	0	0	0	0	0	0	0	0	0	0	0
Par Value Totals	6,873	0	0	0	16,000	0	0	0	0	95,354	0	118,227

**SECTION IV**

**CURRENT PORTFOLIO HOLDINGS AS OF 9/30/20**

# Book Value & Market Value Report



Run Date: 11/12/2020 10:55:09AM

As Of Date: 09/30/2020

## SPORTS AUTHORITY

CUSIP	Item Agency-Fund	Security Title	Par/Face Amount	Coupon Rate	Maty Date	Bond Eq Y @ Cost	Book Value 09/30/2020	Book Value 08/31/2020	Market Value 09/30/2020	Market Value 08/31/2020	Purchase Date
912828M98	26086/V-2854	MMF - FICA CASH ACCT	11,602,560.09	0.145	10/01/2020	0.145	11,602,560.09	11,601,177.48	11,602,560.09	11,601,177.48	08/13/2020
	25640/V-2854	US TREASURY NOTE	1,600,000.00	1.625	11/30/2020	1.777	1,599,604.82	1,599,407.23	1,603,968.00	1,605,872.00	09/11/2019
<b>Fund</b>	<b>2854</b>	<b>HSA 2001H JL DS RES</b>	<b>\$13,202,560.09</b>	<b>0.324</b>		<b>0.343</b>	<b>\$13,202,164.91</b>	<b>\$13,200,584.71</b>	<b>\$13,206,528.09</b>	<b>\$13,207,049.48</b>	
	26168/W-3128	LOGIC - POOL	10,100,770.31	0.239	10/01/2020	0.239	10,100,770.31	0.00	10,100,770.31	0.00	09/17/2020
<b>Fund</b>	<b>3128</b>	<b>HSA-OPERATING</b>	<b>\$10,100,770.31</b>	<b>0.239</b>		<b>0.239</b>	<b>\$10,100,770.31</b>	<b>\$0.00</b>	<b>\$10,100,770.31</b>	<b>\$0.00</b>	
W093020	100193/W-4010	MMF - HSA-AMEGY W3:	1,451,146.82	0.010	10/01/2020	0.010	1,451,146.82	0.00	1,451,146.82	0.00	09/30/2020
<b>Fund</b>	<b>4010</b>	<b>HSA-Amegy Operation MMF</b>	<b>\$1,451,146.82</b>	<b>0.010</b>		<b>0.010</b>	<b>\$1,451,146.82</b>	<b>\$0.00</b>	<b>\$1,451,146.82</b>	<b>\$0.00</b>	
W093020	100195/W-4011	MMF - HSA-AMEGY W3:	365,915.94	0.010	10/01/2020	0.010	365,915.94	0.00	365,915.94	0.00	09/30/2020
<b>Fund</b>	<b>4011</b>	<b>HSA-Amegy Mkting &amp; Sports Ev</b>	<b>\$365,915.94</b>	<b>0.010</b>		<b>0.010</b>	<b>\$365,915.94</b>	<b>\$0.00</b>	<b>\$365,915.94</b>	<b>\$0.00</b>	
W093020	100197/V-4023	MMF - HSA-UMB TRUST	184,074.97	0.020	10/01/2020	0.020	184,074.97	0.00	184,074.97	0.00	09/30/2020
<b>Fund</b>	<b>4023</b>	<b>HSA-UMB Trust MMF</b>	<b>\$184,074.97</b>	<b>0.020</b>		<b>0.020</b>	<b>\$184,074.97</b>	<b>\$0.00</b>	<b>\$184,074.97</b>	<b>\$0.00</b>	
W093020	100198/V-4024	MMF - HSA-UMB DEBT :	34,937,291.80	0.020	10/01/2020	0.020	34,937,291.80	0.00	34,937,291.80	0.00	09/30/2020
<b>Fund</b>	<b>4024</b>	<b>HSA-UMB DS MMF</b>	<b>\$34,937,291.80</b>	<b>0.020</b>		<b>0.020</b>	<b>\$34,937,291.80</b>	<b>\$0.00</b>	<b>\$34,937,291.80</b>	<b>\$0.00</b>	
W093020	100200/V-4025	MMF - HSA-ZIONS TRU:	2,737.56	0.010	10/01/2020	0.010	2,737.56	0.00	2,737.56	0.00	09/30/2020
<b>Fund</b>	<b>4025</b>	<b>HSA-Zions Trust MMF</b>	<b>\$2,737.56</b>	<b>0.010</b>		<b>0.010</b>	<b>\$2,737.56</b>	<b>\$0.00</b>	<b>\$2,737.56</b>	<b>\$0.00</b>	
W093020	100199/V-4026	MMF - HSA-ZIONS DEB'	19,085,965.75	0.010	10/01/2020	0.010	19,085,965.75	0.00	19,085,965.75	0.00	09/30/2020
<b>Fund</b>	<b>4026</b>	<b>HSA-Zions DS MMF</b>	<b>\$19,085,965.75</b>	<b>0.010</b>		<b>0.010</b>	<b>\$19,085,965.75</b>	<b>\$0.00</b>	<b>\$19,085,965.75</b>	<b>\$0.00</b>	
W093020	100196/V-4027	MMF - HSA-BNYM DEBT	1,745,072.79	0.020	10/01/2020	0.020	1,745,072.79	0.00	1,745,072.79	0.00	09/30/2020
<b>Fund</b>	<b>4027</b>	<b>HSA-BNYM DS MMF</b>	<b>\$1,745,072.79</b>	<b>0.020</b>		<b>0.020</b>	<b>\$1,745,072.79</b>	<b>\$0.00</b>	<b>\$1,745,072.79</b>	<b>\$0.00</b>	
W093020	100194/W-4030	MMF - Amegy Astros AF	2,500,390.39	0.010	10/01/2020	0.010	2,500,390.39	0.00	2,500,390.39	0.00	09/30/2020
<b>Fund</b>	<b>4030</b>	<b>HSA-Amegy Astros ARR</b>	<b>\$2,500,390.39</b>	<b>0.010</b>		<b>0.010</b>	<b>\$2,500,390.39</b>	<b>\$0.00</b>	<b>\$2,500,390.39</b>	<b>\$0.00</b>	
912828M98	25641/V-7444	US TREASURY NOTE	3,000,000.00	1.625	11/30/2020	1.777	2,999,259.04	2,998,888.56	3,007,440.00	3,011,010.00	09/11/2019
<b>Fund</b>	<b>7444</b>	<b>HSA 2004A 3RD L DSR CASH</b>	<b>\$3,000,000.00</b>	<b>1.625</b>		<b>1.777</b>	<b>\$2,999,259.04</b>	<b>\$2,998,888.56</b>	<b>\$3,007,440.00</b>	<b>\$3,011,010.00</b>	
912828N89	25176/V-7905	US TREASURY NOTE	2,273,000.00	1.375	01/31/2021	2.746	2,262,967.06	2,260,499.95	2,282,319.30	2,284,183.16	12/07/2018
<b>Fund</b>	<b>7905</b>	<b>HSA 2014 TOYOTA CENTER DS</b>	<b>\$2,273,000.00</b>	<b>1.375</b>		<b>2.746</b>	<b>\$2,262,967.06</b>	<b>\$2,260,499.95</b>	<b>\$2,282,319.30</b>	<b>\$2,284,183.16</b>	
89233GL61	26076/V-7906	TMCC DISC CP	9,000,000.00	0.200	11/06/2020	0.203	8,998,200.00	8,996,700.00	8,999,010.00	8,998,020.00	08/05/2020

# Book Value & Market Value Report



Run Date: 11/12/2020 10:55:09AM

As Of Date: 09/30/2020

SPORTS AUTHORITY

CUSIP	Item Agency-Fund	Security Title	Par/Face Amount	Coupon Rate	Maty Date	Bond Eq Y @ Cost	Book Value 09/30/2020	Book Value 08/31/2020	Market Value 09/30/2020	Market Value 08/31/2020	Purchase Date
<b>Fund</b>	<b>7906</b>	<b>HSA DEBT REPAYMENT ACCT</b>	<b>\$9,000,000.00</b>	<b>0.200</b>		<b>0.203</b>	<b>\$8,998,200.00</b>	<b>\$8,996,700.00</b>	<b>\$8,999,010.00</b>	<b>\$8,998,020.00</b>	
89233GL61	26075/V-8547	TMCC DISC CP	7,000,000.00	0.200	11/06/2020	0.203	6,998,600.00	6,997,433.33	6,999,230.00	6,998,460.00	08/05/2020
<b>Fund</b>	<b>8547</b>	<b>HSA NATIONAL INSURED BONI</b>	<b>\$7,000,000.00</b>	<b>0.200</b>		<b>0.203</b>	<b>\$6,998,600.00</b>	<b>\$6,997,433.33</b>	<b>\$6,999,230.00</b>	<b>\$6,998,460.00</b>	
	26085/V-8550	MMF - FICA CASH ACCT	275,060.70	0.145	10/01/2020	0.145	275,060.70	275,027.92	275,060.70	275,027.92	08/13/2020
<b>Fund</b>	<b>8550</b>	<b>HSA SERIES 2014A SR LIEN IN'</b>	<b>\$275,060.70</b>	<b>0.145</b>		<b>0.145</b>	<b>\$275,060.70</b>	<b>\$275,027.92</b>	<b>\$275,060.70</b>	<b>\$275,027.92</b>	
	26087/V-8551	MMF - FICA CASH ACCT	13,102,891.14	0.145	10/01/2020	0.145	13,102,891.14	13,101,329.74	13,102,891.14	13,101,329.74	08/13/2020
<b>Fund</b>	<b>8551</b>	<b>HSA SERIES 2014B SR LIEN PR</b>	<b>\$13,102,891.14</b>	<b>0.145</b>		<b>0.145</b>	<b>\$13,102,891.14</b>	<b>\$13,101,329.74</b>	<b>\$13,102,891.14</b>	<b>\$13,101,329.74</b>	
<b>Grand Totals</b>			<b>\$118,226,878.26</b>	<b>0.176</b>		<b>0.209</b>	<b>\$118,212,509.18</b>	<b>\$47,830,464.21</b>	<b>\$118,245,845.56</b>	<b>\$47,875,080.30</b>	

**SECTION V**

**CURRENT BALANCES & PORTFOLIO EARNINGS**

# Harris County Houston Sports Authority Investment Balances (Fiscal Year 2020)



THIRD QUARTER

Account Name	Investment Fund	Account Number	Amegy MMF (Fidelity)	MMF (Zions)	UMB MMF (Federated)	BNY MMF (Morgan Stanley)	Investments	Total	Yield	Account Weighted Days to Maturity
Operating	W-3128	3128	\$1,451,146.82				\$10,100,770.31	\$11,551,917.13	0.210%	1
Marketing & Sports Events	W-3930	0556	\$365,915.94				\$0.00	\$365,915.94	0.010%	1
General & Administration	V-8531	80.4			\$2,206.34		\$0.00	\$2,206.34	0.020%	1
Harris County NRG Team Credit	V-8532	300H		\$2,737.56			\$0.00	\$2,737.56	0.010%	1
Astros Renewal & Replacement	V-8507	1748	\$2,500,390.39				\$0.00	\$2,500,390.39	0.010%	1
<b>Construction/Other Subtotals:</b>			<b>\$4,317,453.15</b>	<b>\$2,737.56</b>	<b>\$2,206.34</b>	<b>\$0.00</b>	<b>\$10,100,770.31</b>	<b>\$14,423,167.36</b>	<b>0.170%</b>	<b>1</b>

HCHSA 2014 Disbursement		2778				\$3,950.82	\$0.00	\$3,950.82	0.020%	1
HCHSA 2014 TOY DEBT SERVICE ACCOUNT	V-7911	2779				\$94.82	\$0.00	\$94.82	0.020%	1
HCHSA 2014 TOY DEBT SERVICE RES AC	V-7905	2780				\$1,741,027.15	\$2,273,000.00	\$4,014,027.15	1.564%	70
HCHSA 2014 TOY INSURANCE ACCOUNT		2781				\$0.00	\$0.00	\$0.00	0	0
HCHSA 2014 TOY SURPLUS ACCOUNT		2782				\$0.00	\$0.00	\$0.00	0	0
HCHSA 2014 TOY WORK STOPPAGE RES AC		2783				\$0.00	\$0.00	\$0.00	0	0
HCHSA PLEDGE REVENUE ACCOUNT (TRUST)	V-8500	80.1			\$181,868.63		\$0.00	\$181,868.63	0.020%	1
HCHSA SL EXPENSE - ALL SERIES		80.2			\$16,755.25		\$0.00	\$16,755.25	0.020%	1
HCHSA SPREV TEAM PAYMENTS ASTRO	V-8501	80.3			\$1,670.32		\$0.00	\$1,670.32	0.020%	1
HCHSA ADDITIONAL REQ'D RESERVE ACCT	V-8532	80.5			\$0.00		\$0.00	\$0.00	0	0
HCHSA JL DS REVENUE HOLDING ACCOUNT		80.6			\$0.00		\$0.00	\$0.00	0	0
HCHSA NATIONAL INSURED BONDS DSR	V-8547	80.7			\$3,664,554.43		\$7,000,000.00	\$10,664,554.43	0.140%	25
HCHSA DEBT REPAYMENT ACCOUNT	V-7906	80.8			\$4,800,158.63		\$9,000,000.00	\$13,800,158.63	0.139%	24
HCHSA COUNTY REPAYMENT ACCOUNT	V-8549	80.9			\$0.00		\$0.00	\$0.00	0	0
HCHSA SECOND LIEN DS REVENUE HOLDING	V-8554	0.11			\$3,512,786.92		\$0.00	\$3,512,786.92	0.020%	1
HCHSA SECOND LIEN EXPENSE		0.12			\$287.43		\$0.00	\$287.43	0.020%	1
HCHSA THIRD LIEN EXPENSE		0.13			\$2.23		\$0.00	\$2.23	0.020%	1
HCHSA SERIES 2001A SENIOR LIEN INTEREST	V-7700	81.2			\$2,915,066.07		\$0.00	\$2,915,066.07	0.020%	1
HCHSA SERIES 2001A SENIOR LIEN PRINCIPAL	V-7701	81.3			\$1,215,496.53		\$0.00	\$1,215,496.53	0.020%	1
HCHSA SERIES 2001A SR LIEN DSR FUND		81.4			\$0.00		\$0.00	\$0.00	0	0
HCHSA SERIES 2001G SENIOR LIEN INTEREST	V-2841	82.1			\$85,956.88		\$0.00	\$85,956.88	0.020%	1
HCHSA SERIES 2001G SENIOR LIEN PRINCIPAL	V-2842	82.2			\$47,344.13		\$0.00	\$47,344.13	0.020%	1
HCHSA SERIES 2001G SENIOR LIEN EXPENSE		82.3			\$8,210.01		\$0.00	\$8,210.01	0.020%	1
HCHSA SERIES 2001G SL DEBT SERVICE RES.	V-7907	82.4			\$2,197,286.49		\$0.00	\$2,197,286.49	0.020%	1
HCHSA SERIES 2001H JUNIOR LIEN PRINCIPAL	V-2851	83.1			\$54,168.81		\$0.00	\$54,168.81	0.020%	1
HCHSA SERIES 2001H JL DEBT SERVICE RES.	V-2854	83.2			\$610.60		\$13,202,560.09	\$13,203,170.69	0.343%	8
HCHSA SERIES 2001H JUNIOR LIEN EXPENSE		83.3			\$174,893.16		\$0.00	\$174,893.16	0.020%	1
HCHSA SERIES 2004A THIRD LIEN PRINCIPAL	V-7441	84.1			\$0.00		\$0.00	\$0.00	0	0
HCHSA SERIES 2004A THIRD LIEN DSR CASH	V-7444	84.2			\$92.10		\$3,000,000.00	\$3,000,092.10	1.777%	61
HCHSA SERIES 2014A SENIOR LIEN INTEREST	V-8550	85.1			\$7,918,963.50		\$275,060.70	\$8,194,024.20	0.024%	1
HCHSA SERIES 2014A SENIOR LIEN PRINCIPAL	V-8561	85.2			\$2,200,499.83		\$0.00	\$2,200,499.83	0.020%	1
HCHSA SERIES 2014A SL REDEMPTION		85.3			\$0.00		\$0.00	\$0.00	0	0
HCHSA SERIES 2014A SENIOR LIEN CREDIT		85.4			\$0.00		\$0.00	\$0.00	0	0
HCHSA SERIES 2014A SL POLICY PYMNTS ACCT		85.5			\$0.00		\$0.00	\$0.00	0	0
HCHSA SERIES 2014B SENIOR LIEN PRINCIPAL	V-8551	86.2			\$0.00		\$13,102,891.14	\$13,102,891.14	0.145%	1
HCHSA SERIES 2014C SECOND LIEN INTEREST		87.1			\$0.00		\$0.00	\$0.00	0	0
HCHSA SERIES 2014C SECOND LIEN PRINCIPAL		87.2			\$129.36		\$0.00	\$129.36	0.020%	1
HCHSA SERIES 2014C SEC. LIEN REDEMPTION		87.3			\$0.00		\$0.00	\$0.00	0	0
HCHSA SERIES 2014C SECOND LIEN DSR	V-7909	87.4			\$6,122,359.12		\$0.00	\$6,122,359.12	0.020%	1
HARRIS CNTY NRG DEBT SERVICE	V-8508	4300		\$0.00			\$0.00	\$0.00	0	0
HARRIS CNTY NRG DS INTEREST	V-8556	300A		\$1,193,266.65			\$0.00	\$1,193,266.65	0.010%	1
HARRIS CNTY NRG DS PRINCIPAL	V-8557	300B		\$3,671,527.04			\$0.00	\$3,671,527.04	0.010%	1
HARRIS CNTY NRG DS EXPENSE		300C		\$48,241.85			\$0.00	\$48,241.85	0.010%	1
HARRIS CNTY DRG DS MISC NFL	V-8548	300D		\$281.85			\$0.00	\$281.85	0.010%	1
HARRIS CNTY NRG DS RESERVE	V-7910	300E		\$5,982,908.77			\$0.00	\$5,982,908.77	0.010%	1
HARRIS CNTY NRG COST OF ISSUANCE		300F		\$0.00			\$0.00	\$0.00	0	0
HARRIS CNTY NRG CAPITAL REPAIR	V-8545	300G		\$28.93			\$0.00	\$28.93	0.010%	1
HARRIS CNTY NRG OPERATING ACCT		300I		\$3.98			\$0.00	\$3.98	0.010%	1
HARRIS CNTY NRG SURPLUS ACCT	V-8546	300J		\$8,189,706.68			\$0.00	\$8,189,706.68	0.010%	1

**Debt Service Subtotals:** \$0.00 \$19,085,965.75 \$35,119,160.43 \$1,745,072.79 \$47,853,511.93 \$103,803,710.90 0.214% 12

**Grand Totals:** \$4,317,453.15 \$19,088,703.31 \$35,121,366.77 \$1,745,072.79 \$57,954,282.24 \$118,226,878.26

	Yield	Days to Maturity
Amegy MMF	0.010%	1
UMB MMF	0.020%	1
Zions MMF	0.010%	1
BNYM MMF	0.020%	1
Investments	0.409%	20
<b>Total Portfolio Weighted Average</b>	<b>0.209%</b>	<b>11</b>

Harris County Houston Sports Authority Fiscal Year to Date Investment Earnings (2020)



THIRD QUARTER

Account Name	Investment		MMF Totals	Investments	Year to Date
	Fund Number	Account Number			Totals
Operating	W-3128	3128	\$7,239.34	\$78,184.85	<b>\$85,424.19</b>
Marketing & Sports Events	W-3930	0556	\$1,482.81	\$5,256.67	<b>\$6,739.48</b>
General & Administration	V-8531	80.4	\$7.73	\$0.00	<b>\$7.73</b>
Harris County NRG Team Credit	V-8521	300H	\$75.33	\$0.00	<b>\$75.33</b>
Astros Renewal & Replacement	V-8507	1748	\$9,312.40	\$28,522.50	<b>\$37,834.90</b>
<b>Construction/Other Subtotals</b>			<b>\$18,117.61</b>	<b>\$111,964.02</b>	<b>\$130,081.63</b>
HCHSA 2014 Disbursement		2778	\$0.13	\$0.00	<b>\$0.13</b>
HCHSA 2014 TOY DEBT SERVICE ACCOUNT	V-7911	2779	\$8.78	\$0.00	<b>\$8.78</b>
HCHSA 2014 TOY DEBT SERVICE RES AC	V-7905	2780	\$11,307.39	\$67,677.73	<b>\$78,985.12</b>
HCHSA 2014 TOY INSURANCE ACCOUNT		2781	\$0.00	\$0.00	<b>\$0.00</b>
HCHSA 2014 TOY SURPLUS ACCOUNT		2782	\$0.00	\$0.00	<b>\$0.00</b>
HCHSA 2014 TOY WORK STOPPAGE RES AC		2783	\$0.00	\$0.00	<b>\$0.00</b>
HCHSA PLEDGE REVENUE ACCOUNT (TRUST)	V-8500	80.1	\$31.83	\$65,891.33	<b>\$65,923.16</b>
HCHSA SL EXPENSE - ALL SERIES		80.2	\$0.98	\$0.00	<b>\$0.98</b>
HCHSA SPREV TEAM PAYMENTS ASTRO	V-8501	80.3	\$0.00	\$0.00	<b>\$0.00</b>
HCHSA ADDITIONAL REQ'D RESERVE ACCT	V-8532	80.5	\$0.00	\$0.00	<b>\$0.00</b>
HCHSA JL DS REVENUE HOLDING ACCOUNT		80.6	\$0.00	\$0.00	<b>\$0.00</b>
HCHSA NATIONAL INSURED BONDS DSR	V-8547	80.7	\$547.96	\$82,086.31	<b>\$82,634.27</b>
HCHSA DEBT REPAYMENT ACCOUNT	V-7906	80.8	\$710.76	\$80,074.73	<b>\$80,785.49</b>
HCHSA COUNTY REPAYMENT ACCOUNT	V-8549	80.9	\$0.00	\$0.00	<b>\$0.00</b>
HCHSA SECOND LIEN DS REVENUE HOLDING	V-8554	0.11	\$160.14	\$0.00	<b>\$160.14</b>
HCHSA SECOND LIEN EXPENSE		0.12	\$0.00	\$0.00	<b>\$0.00</b>
HCHSA THIRD LIEN EXPENSE		0.13	\$0.07	\$0.00	<b>\$0.07</b>
HCHSA SERIES 2001A SENIOR LIEN INTEREST	V-7700	81.2	\$209.93	\$0.00	<b>\$209.93</b>
HCHSA SERIES 2001A SENIOR LIEN PRINCIPAL	V-7701	81.3	\$84.46	\$0.00	<b>\$84.46</b>
HCHSA SERIES 2001A SR LIEN DSR FUND		81.4	\$0.00	\$0.00	<b>\$0.00</b>
HCHSA SERIES 2001G SENIOR LIEN INTEREST	V-2841	82.1	\$6.31	\$0.00	<b>\$6.31</b>
HCHSA SERIES 2001G SENIOR LIEN PRINCIPAL	V-2842	82.2	\$3.64	\$0.00	<b>\$3.64</b>
HCHSA SERIES 2001G SENIOR LIEN EXPENSE		82.3	\$0.30	\$0.00	<b>\$0.30</b>
HCHSA SERIES 2001G SL DEBT SERVICE RES.	V-7907	82.4	\$159.21	\$12,562.65	<b>\$12,721.86</b>
HCHSA SERIES 2001H JUNIOR LIEN PRINCIPAL	V-2851	83.1	\$2.81	\$0.00	<b>\$2.81</b>
HCHSA SERIES 2001H JL DEBT SERVICE RES.	V-2854	83.2	\$434.41	\$132,438.08	<b>\$132,872.49</b>
HCHSA SERIES 2001H JUNIOR LIEN EXPENSE		83.3	\$9.84	\$0.00	<b>\$9.84</b>
HCHSA SERIES 2004A THIRD LIEN PRINCIPAL	V-7441	84.1	\$0.00	\$0.00	<b>\$0.00</b>
HCHSA SERIES 2004A THIRD LIEN DSR CASH	V-7444	84.2	\$2.84	\$39,879.62	<b>\$39,882.46</b>
HCHSA SERIES 2014A SENIOR LIEN INTEREST	V-8550	85.1	\$582.46	\$10,493.10	<b>\$11,075.56</b>
HCHSA SERIES 2014A SENIOR LIEN PRINCIPAL	V-8561	85.2	\$645.24	\$0.00	<b>\$645.24</b>
HCHSA SERIES 2014A SL REDEMPTION		85.3	\$0.00	\$0.00	<b>\$0.00</b>
HCHSA SERIES 2014A SENIOR LIEN CREDIT		85.4	\$0.00	\$0.00	<b>\$0.00</b>
HCHSA SERIES 2014A SL POLICY PYMNTS ACCT		85.5	\$0.00	\$0.00	<b>\$0.00</b>
HCHSA SERIES 2014B SENIOR LIEN PRINCIPAL	V-8551	86.2	\$0.00	\$18,540.32	<b>\$18,540.32</b>
HCHSA SERIES 2014C SECOND LIEN INTEREST		87.1	\$0.00	\$0.00	<b>\$0.00</b>
HCHSA SERIES 2014C SECOND LIEN PRINCIPAL		87.2	\$0.00	\$0.00	<b>\$0.00</b>
HCHSA SERIES 2014C SEC. LIEN REDEMPTION		87.3	\$0.00	\$0.00	<b>\$0.00</b>
HCHSA SERIES 2014C SECOND LIEN DSR	V-7909	87.4	\$445.96	\$47,003.95	<b>\$47,449.91</b>
HARRIS CNTY NRG DEBT SERVICE	V-8508	4300	\$51.76	\$0.00	<b>\$51.76</b>
HARRIS CNTY NRG DS INTEREST	V-8556	300A	\$99.16	\$0.00	<b>\$99.16</b>
HARRIS CNTY NRG DS PRINCIPAL	V-8557	300B	\$209.47	\$0.00	<b>\$209.47</b>
HARRIS CNTY NRG DS EXPENSE		300C	\$0.33	\$0.00	<b>\$0.33</b>
HARRIS CNTY DRG DS MISC NFL	V-8548	300D	\$0.01	\$11,681.84	<b>\$11,681.85</b>
HARRIS CNTY NRG DS RESERVE	V-7910	300E	\$497.15	\$37,133.99	<b>\$37,631.14</b>
HARRIS CNTY NRG COST OF ISSUANCE		300F	\$0.00	\$0.00	<b>\$0.00</b>
HARRIS CNTY NRG CAPITAL REPAIR	V-8545	300G	\$31.17	\$0.00	<b>\$31.17</b>
HARRIS CNTY NRG OPERATING ACCT		300I	\$4.64	\$0.00	<b>\$4.64</b>
HARRIS CNTY NRG SURPLUS ACCT	V-8546	300J	\$460.47	\$60,335.69	<b>\$60,796.16</b>
<b>Debt Service Subtotals</b>			<b>\$16,709.61</b>	<b>\$665,799.34</b>	<b>\$682,508.95</b>
<b>Grand Totals:</b>			<b>\$34,827.22</b>	<b>\$777,763.36</b>	<b>\$812,590.58</b>